2017

2018-025

2018 04

(

)

5

447930709

10 **0.30** **0**

10 **5**

..... 2

..... 6

..... 9

..... 13

? .....

		)
IDC		IDC (International Data Corporation) Internet Data Center)
ISP		
		2017 1-12

			300311

1

2

	2017	2016	2015	
	409,788.88	-531,315.58	-344,682.98	
	11,425,900.00	12,416,781.16	8,279,700.00	
	405,592.85			
	204,769,743.43	91,390.78	3,010,746.70	
		6,520,828.47	500,000.00	
	21,926,014.76	1,253,073.49	1,670,018.01	
	12,000.00	-23,112.14	210,364.34	
	195,073,010.40	17,267,723.48	9,565,381.37	--

2015 100% 2014 12 31
64,336.19 , 60,256
2014 2015 2016 2017
80% 2014 2017 31,000
1.332 60,256.00 80,258.00 20,002
2015 20,002 20,002
20,002 20,002
2014 2015 2016 2017
23,597.32 31,000 20,002 2017
20,002 20,002
20,002 20,002

1

1

2 NET110 NET110 NET110

3

33 82 ( )

2

1 IDC/ISP

IDC/ISP

IDC/ISP

IDC/ISP

2 DNS DPI

3 / /

3

1

2

3

4

1

2 WEB

3

/

4

5

1

2006 3 847.38 2017 6.43

1.37

2 6998 6698 2013 6

6998

359 2017 4.2 0.34

3 3D 2017

5,525

4

362 60.2

6.7

2017

office

2017

6 1

2018 3

2018 4 13

2018 4 22

/ 2017

1

	5,236
	14,108.32 2017 1 34,110.32 20,002 20,002 20,002
	17,123.89
	8,214.62

2

2017

11 7

100

1,627 57% 71% 2017

4 1 2017
2016

28
237 4 500
317 38 17.7 230

25 18 19
6 14 1300 IDC/ISP

33 5

2017

2017 12 2017
2017

10%
40 50 700 200
516 126 17 9 3
5 5 163 134

			/ /	
1			ZL201210400696.8	2017/4/5
2			ZL201210401185.8	2017/6/6
3		DPI	ZL201410598932.0	2017/11/3
4		MAC MAC	ZL201621291598.5	2017/5/24
5			ZL201621362007.9	2017/6/6

26.48%

2017

2017 107,690.81 62.46%
16,723.69 21.96% 14,926.81 36.26%

1
2017 7 20
18,392.00
44% 2017 8 44% 2017 12 4
844.3528 364.72
479.63
2017 2018 2019
3,500 4,550 5,460 13,510
2017
2
2016 12 23 100%

100% 41,000 2017 1 17 100%
2017 7 20
142.9151 2017
2017
425.02 1,161.71
3
2016 12 15
2017 2

4
2017 7 20
1,000 2017 8

5
3 1

5,600 28 7 23
2

57% 71%

2017

2017 6

2017 8
12

2017 12
2017 2019
15%
2017 12 2017
2017

100 17.099 /
5,847,069 12
2017 6 30 2018 6 30

2017 4
1 2017 2016

5
17 334

1

2

1

5

				73,048,516.06	67.00%	5,985,658.26	61.00%	8.00%
	ARPG			54,981,970.00	18.00%	34,421,447.00	22.00%	63.00%
	MMO			36,858,930.00	12.00%	18,234,986.00	12.00%	49.00%
	MMO			18,269,296.00	6.00%	7,782,319.00	5.00%	43.00%
	ARPG			9,581,763.00	3.00%	5,796,456.00	4.00%	60.00%

					ARPU	
		17,912	224,795	50,980	418	21,334,258.45
		15,469	249,926	43,493	455	19,785,810.62
		11,568	138,246	34,990	484	16,918,169.23
		11,174	159,227	34,407	480	16,516,415.29
		410,665	2,286,405	48,913	14	32,166,791.00
		162,445	1,335,623	23,135	12	16,248,190.00
		9,676	498,140	3,030	9	4,520,041.02
		8,231	274,630	1,607	10	2,816,568.00
		26,039	48,985	3,397	11	535,319.00
		399,125	1,480,420	47,086	16	24,280,154.46
		319,464	1,851,905	34,513	12	22,996,381.25

		156,791	291,774	40,594	21	5,982,210.00
		25,943	203,423	14,739	13	2,576,609.00
		10,072	80,998	6,394	21	1,703,180.00

	2017		2016		
	1,076,908,064.59	100%	662,859,791.50	100%	62.46%
	291,561,514.43	27.07%	272,878,535.99	41.17%	-14.10%
	32,133,597.60	2.98%	30,275,701.97	4.57%	-1.59%
	113,570,969.07	10.55%	54,514,232.21	8.22%	2.33%
	235,692,229.36	21.89%	174,381,925.57	26.31%	-4.42%
	399,262,504.19	37.07%	127,064,624.36	19.17%	17.90%
	4,687,249.94	0.44%	3,744,771.40	0.56%	-0.12%
	291,561,514.43	27.07%	272,878,535.99	41.17%	-14.10%
	32,133,597.60	2.98%	30,275,701.97	4.57%	-1.59%
	113,570,969.07	10.55%	54,514,232.21	8.22%	2.33%
	235,692,229.36	21.89%	174,381,925.57	26.31%	-4.42%
	399,262,504.19	37.07%	127,064,624.36	19.17%	17.90%
	4,687,249.94	0.44%	3,744,771.40	0.56%	-0.12%
	36,117,229.26	3.35%	21,097,819.28	3.18%	0.17%
	75,791,971.92	7.04%	35,344,643.25	5.33%	1.71%
	222,704,909.21	20.68%	125,362,942.66	18.91%	1.77%
	227,617,278.98	21.14%	186,309,479.04	28.11%	-6.97%
	170,390,193.58	15.82%	85,562,481.64	12.91%	2.67%
	150,289,385.59	13.96%	85,048,960.99	12.83%	0.95%
	72,856,809.34	6.77%	60,012,633.77	9.05%	-2.28%
	121,140,286.71	11.25%	64,120,830.87	9.67%	1.56%

2 **10%**

	291,561,514.43	154,832,736.32	46.90%	6.85%	-1.26%	4.36%
	32,133,597.60	15,344,239.85	52.25%	6.14%	17.54%	-4.63%
	113,570,969.07	47,885,684.43	57.84%	108.33%	333.99%	-21.92%
	235,692,229.36	108,894,791.96	53.80%	35.16%	31.49%	1.29%
	399,262,504.19	192,396,022.70	51.81%	214.22%	1,187.74%	-36.43%
	4,687,249.94	1,453,198.79	69.00%	25.17%	39.44%	-3.17%
	291,561,514.43	154,832,736.32	46.90%	6.85%	-1.26%	

3

30%

4

5

6

1 100% 3,875.40

2 -97.75 -578.35

3 65%

7

8

	139,445,009.25
	12.95%
	0.00%

5

1		36,117,229.26	3.35%
2			

	185,410,449.12
	24.85%
	0.00%

5

1		44,147,809.44	5.92%
2		36,983,387.84	4.96%
3		36,483,274.31	4.89%
4		33,941,627.62	4.55%
5		33,854,349.91	4.54%
	--	185,410,449.12	24.85%

3

	2017	2016		
	168,384,715.54	101,278,085.44	66.26%	
	224,165,646.12	154,004,982.73	45.56%	
	4,240,228.10	-2,181,618.61		

4

136,866,039.64 12.71% 77.43%

	2017	

5

	2017	2016	
	1,288,850,421.42	705,733,331.02	82.63%
	1,087,227,687.41	614,032,297.92	77.06%
	201,622,734.01	91,701,033.10	119.87%
	241,015,628.27	57,340,169.56	320.33%
	470,942,699.73	173,471,460.33	171.48%
	-229,927,071.46	-116,131,290.77	
	314,000,000.00	25,000,000.00	1,156.00%
	296,739,069.86	20,777,612.57	1,328.17%
	17,260,930.14	4,222,387.43	308.80%
	-11,043,407.31	-20,207,870.24	

1 82.63%
2 77.06%
3 320.33%
4 171.48%
5 1156%
6 1328.17%

	1,683,744.40	1.01%		
	0.00			
	-226,949,610.68	-135.71%	20,002	

			20,002	
	204,826,466.57	122.48%	20,002 20,002 20,002	
	60,514.50	0.04%		

1

	2017		2016			
	321,262,001.31	14.04%	329,895,127.62	18.46%	-4.42%	
	368,671,700.79	16.11%	197,432,824.42	11.05%	5.06%	
	176,997,233.69	7.73%	94,850,999.08	5.31%	2.42%	
	75,725,047.86	3.31%	68,524,514.54	3.84%	-0.53%	
	17,962,308.16	0.78%	8,654,195.21	0.48%	0.30%	
	178,980,308.68	7.82%	177,091,520.33	9.91%	-2.09%	
					0.00%	
	175,000,000.00	7.65%			7.65%	
					0.00%	
	179,341,350.00	7.84%	126,981,350.00	7.11%	0.73%	
	848,763,184.87	37.08%	707,679,949.75	39.61%	-2.53%	

2

3

7, 290, 070. 00

1

625,920,000.00	54,500,000.00	1,048.48%

2

			410,000,000.00	100.00%							2016 12 24	www.cninfo.com.cn
			12,000,000.00	60.00%							2016 12 16	www.cninfo.com.cn
			183,920,000.00	44.00%							2017 07 21	www.cninfo.com.cn
			10,000,000.00	100.00%							2017 05 09	www.cninfo.com.cn
			10,000,000.00	100.00%							2017 09 14	www.cninfo.com.cn
	--	--	625,920,000.00	--	--	--	--	--	0.00	0.00	--	--	--

3

4

5

1

2012		23,108	1,227	22,783	1,062.01	1,062.01	4.60%	1,063		1,063
2015		19,685		19,685	0	0	0.00%			
	--	42,793	1,227	42,468	1,062.01	1,062.01	2.48%	1,063	--	1,063

1

[2012]411 2012 4 16 A 1,770 1 15.00 2012 4 19 265,500,000.00 34,420,013.00 231,079,987.00 2012 21002

2017 12 31 227,829,037.45 10,630,401.68 7,379,452.13 10,630,401.68

2

[2015]1913 A 22,242,522 A 22,242,522 1 9.03 / 200,849,977.49 4,000,000.00 196,849,977.49 2015 8 27 2015 21072 2017 12 31

2

	( )		(1)		(2)	(3) (2)/(1)				
		7,532.45	7,532.45		7,533.89	100.02%	2015 04 30	3,563.6		
		5,652.47	5,652.47		5,651.11	99.98%	2014 04 30	12,705.32		
		3,299.55	3,299.55		3,220.01	97.59%	2014 04 30			
		19,685	19,685		19,685	100.00%				

	B3 9 10 11 2014 12 2017 9 14 2017 2017 12 31 1,227.26
	2012 4 25 5,380.75 2,077.64 1,954.85 1,348.26 2012 5 11 2012 31063 2012 5 11 5,380.75 2012
	2014 9 30 8,871.07 257.34 2014 10 22 2015 6 30 7,533.89 110.43 2015 9 6 2015 10

	10 369.01 2015 11 6 3.29

3

		(1)		(2)	(3)=(2)/(1)				
		1,062.01	0	0	0.00%	2018 01 31	0		
	--	1,062.01	0	0	--	--	0	--	--

2017 9 14

( )

10%

			10,000,000.00	320,328,522.40	59,022,269.88	233,188,922.92	36,842,321.95	37,541,995.34
			10,000,000.00	108,361,603.85	95,692,350.40	109,216,511.72	78,874,641.39	72,148,881.15
			11,694,737.00	115,375,572.88	80,459,974.67	280,803,958.44	44,770,803.36	38,754,037.29
			50,000,000.00	230,980,199.02	74,435,918.43	123,286,979.93	24,676,531.56	22,499,473.27

		3,875.40
		-578.35
		-97.75

1 12,328.70 6,033.55 105% 2,249.95
-290.82 674%
2 100% 28,080.40 3,875.40

1

2017 6
2018 3 30

2 2018

/
8,052 2018 /

/

/

/

/

IDC APP

2017 1 100%

2018

PC

1

2017

2018

2

3

IT IT

IT IT IT

4

2013

1

2017 5 17 2016 2016 2016 12 31 448,331,331
10 0.50 2017 7 7
2016
2017 7 13 2017 7 14

2017 149, 268, 092. 48
396, 598, 647. 02 337, 041, 373. 09
2017 69, 334, 646. 96 321, 706, 513. 73
505, 586, 715. 52
2017 2017 12 31
447, 930, 709 10 0. 3
447, 930, 709 10 5 223, 965, 355 671, 896, 064

3

1 2017 2017 12 31 447,930,709 10
0.3 447,930,709 10 5
55,355 671,896,064
2016 2016 12 31 448,331,331 10
2015 2015 12 31 298,958,771 10
298,958,771 10 5
79,385 448,438,156

7	13,437,921.27	149,268,092.48	9.00%	0.00	0.00%
6	22,416,566.55	109,549,436.73	20.46%	0.00	0.00%
5	10,463,556.99	65,371,071.24	16.01%	0.00	0.00%

			20% 2 24 2015 20% 3 36 2016 20% 4 2017 40% 36			
			2014 2015 2016 2017 2014 4,500.00 2015 5,874.00 2016 6,300.00 2017 6,600.00 23,274.00 1	2014 08 29	2017 12 31	

			2 3 43,189,366 4 60,256.00 5 = ÷ × × 6 1 2 = / 0 0 3 × 1+ = × 4			

			7 1 80% 60,256.00 60,256.00 80,258.00 80,258.00 2 × + 3 = × + = ÷ 8 10 9 1 1.00 30 2 10 30			

			2			
			1 3 2 A B C 3 4	2014 08 29		
			1 2 3	2014 08 29		


4
5
6
( )
1
2
3
4

			3			
			25% 6 12 50% 6 18 7 12 12	2012 04 25		
				2012 04 20		
				2010 02 10		
			[2003 56]	2010 09 29		

			2010 1 10	2010 01 10		
			1 5% 2	2014 08 18		
			1 2 300311 2,000 2 2017 3 2017 4 2017 100%	2017 07 20	2018 4 30	
			1 12 40% 2 24 30% 3 36 30%	2017 12 04	2020 12 04	

/						
				30	2017 12 23	www.cninfo.com.cn
				30	2017 12 23	www.cninfo.com.cn

5%

1

2014 4 18 <

>

2014 6

2014 7 30 <

>

2014 8 18 2014 <

> < >

272 244.84 27.16

79

20 20 / 20

50%

2014 9 4

2013

3,835,671

3,401,111 434,560 2014 9 4 3,401,111

66 9.12

2014 9 19

3,726,109 3,291,549 434,560

3,291,549 64

2014 10 8 2014

10 9

2015 6 12 <

>

2014

869,120 869,120 87 25.48

2015 6 15

2015 7 3

703,785 703,785 82

2015 7 21 2015

7 22

2015 9 21

2014

6,583,098 4.56

64 1,974,929

2015 10 8 2015 10 9

2016 4 15

5 102,800

4,000 106,800

2016 6 14

2016 6 29

2015

9,875,823

3.02 1,055,803

16.96 74

462,645 5.92% 0.10%

2016 7 22 2016 7 23

2016 9 5

61 2,708,016

36.86% 0.60%

2017 1 11

2017 1 22 2,708,016 0.60%

2,307,469 0.51%

2016 12 15

6 3 2015

321,939

2017 5 22

2017 6 23

64 407,886

9.45% 0.09%

2017 7 24 2017 7 25

2017 9 14

2017 9 27 2017 10 9

2017 9 14

6 4

78,683

2017 11 30 2014

2

2017 1 20 2017
2 9 2017
2017 5 31 <
> < >
2017 6 16 2017
2017 6 23 <
> <
>
2017 6 26
1
2017 6 30 - 1 17.099
/ 5,847,069

www.cninfo.com.cn

1

2

3

¥Ó=Ï+X

1

1

2

3

2

1

	2017 05 09	5,000	2017 07 14	2,000		1		
B1		6,000		B2		2,000		
[redacted]3		6,000		B4		4,000		

[redacted]

A1+B1+C1		6,000		A2+B2+C2		2,000		
A3+B3+C3		6,000		A4+B4+C4		4,000		
A4+B4+C4				3.27%				

2

3

1

		3,553	377	0
		3,553	377	0

2

4

1

1

1 2016 10 11

2016 10

28 2016 2016 12 8

3 1 5,600

		2017.1	1,600
		2017.1	2,000
		2017.9	1,000
		2017.9	1,000
			5,600

2 2015 7 1

2,500

2017 12 31 28 7

		2015.7	7,433
		2015.7	12,920
&		2015.7	20,000
( )		2015.7	13,126
		2015.8	3,410
		2015.9	3,900
		2015.9	8,261
		2015.10	5,000
( )		2015.11	10,000
		2015.11	1,000

		2015.12	4,326
		2015.12	3,408
		2016.1	3,692
		2016.2	20,000
		2016.4	5,000
		2016.4	20,107
		2016.6	8,000
		2016.6	15,110
		2016.8	13,000
		2016.9	8,000
		2017.4	13,778
		2017.7	5,957
		2017.7	4,068
		2017.8	5,000
		2017.8	1,1932
		2017.9	6,300
		2017.11	5,500
		2017.11	10,000
			248,228

3 2014 12 1

2,500

2017 12 31 23 2

	TMT- SaaS	2014.11	2,650
	TMT-	2015.4	1,900
		2015.6	900
	TMT-SaaS	2015.7	1,450
	TMT- BI	2016.3	1,940
		2015.8	265
		2015.8	475
	TMT- O2O	2015.8	1,955
		2015.9	1,800
	TMT-	2015.11	1,940

		2015.12	2,000
		2016.2	1,125
	TMT-	2016.3	1,000
	TMT- SaaS	2016.3	700
		2016.3	1,000
	TMT-AR	2016.4	800
	TMT-	2016.4	1,000
	TMT-	2016.5	1,000
	TMT- SAAS	2016.7	700
	TMT- SAAS	2016.8	1,500
	TMT-	2016.12	700
	TMT-	2017 1	1,000
		2017 8	2,500
			30,300

1 2016 12 23 100%

100% 2016 9 30

41,000 2017 2017

1 17 100% 2017 7 20

142.9151

2017

2 2016 12 15

2017 2

3 2017 5 1,000

4 2017 7 20

1,000 2017 8

5 2017 7 20

18,392.00

44% 2017 8 44% 2017 12 4

844.3528 364.72

479.63

6 2017 11 21 205

3.07%

www.cninfo.com.cn

1

	246,441,115	54.97%				-35,643,744	-35,643,744	210,797,371	47.06%
1	0	0.00%				0	0	0	0.00%
2	0	0.00%				0	0	0	0.00%
3	246,189,085	54.91%				-35,391,714	-35,391,714	210,797,371	47.06%
	27,553,113	6.15%				0	0	27,553,113	6.15%
	218,635,972	48.77%				-35,391,714	-35,391,714	183,244,258	40.91%
4	252,030	0.06%				-252,030	-252,030	0	0.00%
	0	0.00%							

64 407,886

2017 7 25

5 12,958,352

6,312,775 2017 9 21

6 2017 9 14

60 3,829,492 3,253,423

2017 10 9

7 6 4

78,683 2017 11 30

447,930,709

1 2016 9 5

61 2,708,016 , 2,307,469

2 2016 12 15

9 321,939

3 2017 6 23

64 407,886

4 2017 9 14

60 3,829,492 3,253,423

5 2017 9 14

10 78,683

1 2017 1 4

2 2017 1 12

3 2017 5 22

4 2017 7 25

5 2017 9 21

6 2017 10 9

7 2017 11 30

2

	136,052,997	3,375,000		132,677,997		25%
	24,230,459	0		24,230,459		2018 9 18
	26,564,624	10,625,850		15,938,774		2018 9 18
	25,268,788	10,107,514				

3

1

	34,028		32,328	9	0	9	0
5% 10							
		39.49%	176,903,996	0	132,677,997	44,225,999	104,150,300
		5.61%	25,142,993	0	0	25,142,993	
		5.41%	24,230,459	0	24,230,459	0	
		4.30%	19,245,831	-6,022,957	15,161,274	4,084,557	14,500,000
		4.25%	19,050,000	-7,514,624	15,938,774	3,111,226	18,600,000
1		1.31%	5,847,069	5,847,069	0	5,847,069	
		1.10%	4,933,740	-1,545,435	4,859,381	74,359	3,700,000
		1.07%	4,798,502	-1,680,673	3,887,505	910,997	4,580,000
		1.07%	4,796,326	4,796,326	0	4,796,326	
		0.87%	3,893,800	3,893,800	0	3,893,800	
10 4							
10							

	44,225,999		44,225,999
	25,142,993		25,142,993
1	5,847,069		5,847,069
	4,796,326		4,796,326
	4,084,557		4,084,557
	3,893,800		3,893,800
	3,852,609		3,852,609
	3,647,202		3,647,202
	3,111,226		3,111,226
	1,429,151		1,429,151
10 10 10			
5			

10 10

1,429,151 0.32%

1,429,151 0.32%

2

3

10		

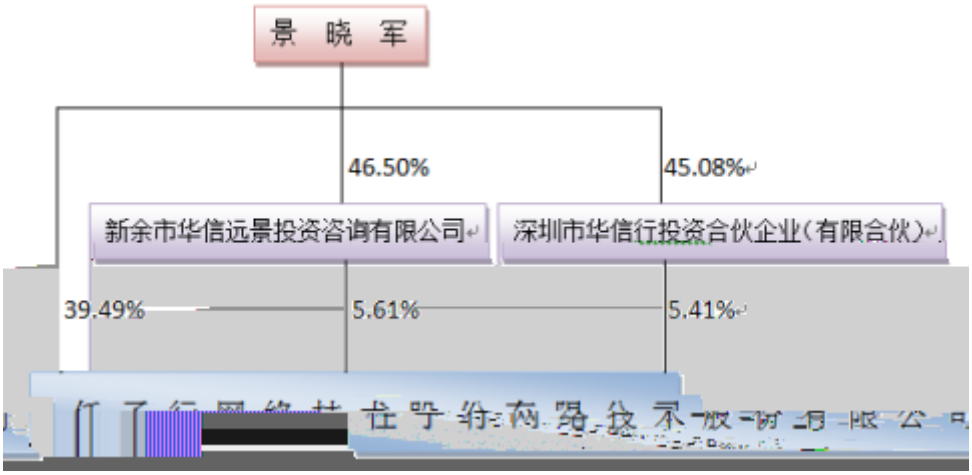
景 晓 军
46.50%
45.08%
新余市华信远景投资咨询有限公司
深圳市华信行投资合伙企业(有限合伙)
39.49%
5.61%
5.41%

4 10%

5

				51	2013 05 14	2019 05 10	176,903,996	0	0	0	176,903,996
				48	2013 05 14	2019 05 10	3,384,403				

			2017 07 20	

1 2000 5

2 2006 4

3 2008 6 2015 12 2016 1

4

2 2006 4

3 2009 3 2013 2 2013 2

4 EMBA 2003 4

5 1999 8 2015 8
2015 9
, ,

6 2014

			2014 10 22		
			2013 08 16	2018 01 05	
			2017 02 10		
			2016 05 01		
			2015 01 29		
			2017 06 01		
			2007 02 01		
			2016 02 01		
			2012 12 01		
			2009 02 01		
			2016 06 01		
			2017 05 01		

1 30

			51		48.37	
			48		46	
	/		37		104.79	
			40		0	
			47		7.8	
			49		7.8	
			54		7.8	
			49		43.69	
			37		71.59	
			44		69.05	
			35		29.99	
			56		0	
			44		0	
			45		21.76	
			35		40.03	
	--	--	--	--	498.67	--

1

1

2

3

7 3

4

3 1

5

6

www.cninfo.com.cn

7

1

					www.cninfo.com.cn
2016		50.49%	2017 05 17	2017 05 17	www.cninfo.com.cn
2017		51.67%	2017 05 24	2018 05 24	www.cninfo.com.cn
2017		51.28%	2017 06 16	2017 06 16	www.cninfo.com.cn
2017		50.52%	2017 09 14	2017 09 14	www.cninfo.com.cn
2017		50.62%	2017 10 10	2017 10 10	www.cninfo.com.cn

2

1

	11	2	7	2	0		2
	11	1	9	1	0		3
	11	4	7	0	0		4

2

3

2017

1

2016

2017 2017 2017

2

2017

1

2

	2018 04 24	
	www.cninfo.com.cn	
		100.00%
		100.00%
	5% 2% 5% 2% 2% 1%	
		0
		0
		0
		0

	2018 04 20
	2018 110014

2018 110014

2017 12 31

2017

2017 12 31

2017

28 13	
23 34	
(2017 12 31 1, 048, 783, 184. 87 200, 020, 000. 00	2017

2017 39,926.25 37.07% 69.96%	IP

2017

1

2

3

4

5

6

1

2017 12 31

	17,962,308.16	8,654,195.21
	75,725,047.86	68,524,514.54
	178,980,308.68	177,091,520.33
	19,370,955.34	10,282,661.47
	848,763,184.87	707,679,949.75
	3,995,241.76	3,085,754.16
	30,645,643.48	14,677,748.85
		179,750.00

	58,784,455.22	19,880,124.48
		28,985,073.78

	396,598,647.02	276,680,377.96
	1,223,911,172.26	1,236,960,194.49
	61,143,104.77	34,499,141.39
	1,285,054,277.03	1,271,459,335.88
	2,288,808,970.68	1,786,720,007.45

2

	129,114,341.41	68,818,101.66
	4,120,176.00	10,958,849.00
	312,920,281.93	183,987,549.89
	12,590,703.62	22,500,725.34
	19,375,651.54	10,662,488.10
	86,207,945.81	59,752,721.58
	125,000,000.00	45,000,000.00
	689,329,100.31	401,680,435.57
	126,981,350.00	126,981,350.00
	1,365,442,308.16	931,234,195.21
	75,725,047.86	68,524,514.54
	87,214,843.39	101,680,189.03

	2,085,908.03	2,763,117.29
	2,341,137.96	3,085,754.16
	29,602,824.90	12,050,579.69
		68,637,723.00

	178,744,000.00	
		200,020,000.00
	34,738,000.00	42,124,000.00
	213,482,000.00	242,144,000.00
	1,061,158,139.21	474,965,586.83
	447,930,709.00	448,331,331.00
	505,586,715.52	505,197,345.81
		28,985,073.78
	42,340,443.15	35,406,978.45
	321,706,513.73	281,721,690.18
	1,317,564,381.40	1,241,672,271.66
	2,378,722,520.61	1,716,637,858.49

3

	1,076,908,064.59	662,859,791.50
	1,076,908,064.59	662,859,791.50
	1,155,117,360.80	559,322,193.49
	520,806,674.05	279,703,128.03

	10,570,486.31	6,923,789.53
	168,384,715.54	101,278,085.44
	224,165,646.12	154,004,982.73
	4,240,228.10	-2,181,618.61
	226,949,610.68	19,593,826.36
	1,683,744.40	7,934,292.03
	-691,887.05	-919,506.01
-		
-	82,882.31	-544,983.81
	38,913,658.75	
	-37,529,010.75	110,926,906.23
	204,826,466.57	26,478,714.75
	60,514.50	284,459.25
	167,236,941.32	137,121,161.73

1.		
2.		
1.		
2.		
3.		
4.		
5.		
6.		
	151,957,478.36	125,173,602.25
	149,268,092.48	109,549,436.73
	2,689,385.88	15,624,165.52
	0.33	

	301,289,946.99	277,003,863.54
	5,115,704.76	4,508,914.30
	76,369,165.96	59,438,328.49
	93,982,642.45	78,690,549.99
	3,114,378.37	-849,911.86
	223,161,687.35	6,420,098.29
	79,348,023.17	111,274,974.68
	-691,887.05	-919,506.01

2.		
3.		
4.		
5.		
6.		
	69,334,646.96	140,237,959.80

5

	1,205,134,027.42	649,544,554.35
	27,487,758.75	17,462,697.71
	56,228,635.25	38,726,078.96
	1,288,850,421.42	705,733,331.02

	625,759,054.04	304,359,108.02
	207,919,595.98	129,798,769.81
	91,692,530.58	66,757,546.24
	161,856,506.81	113,116,873.85
	1,087,227,687.41	614,032,297.92
	201,622,734.01	91,701,033.10
	128,726,200.00	55,000,000.00
	2,059,608.27	2,332,969.56
	229,820.00	7,200.00
	110,000,000.00	
	241,015,628.27	57,340,169.56
	25,320,772.56	78,848,311.49
	159,690,000.00	84,500,000.00
	185,701,880.96	
	100,230,046.21	10,123,148.84
	470,942,699.73	173,471,460.33
	-229,927,071.46	-116,131,290.77
	39,000,000.00	25,000,000.00
	39,000,000.00	25,000,000.00
	275,000,000.00	

	314,000,000.00	25,000,000.00
	100,000,000.00	7,725,017.87
	29,212,499.03	11,122,106.70
	167,526,570.83	1,930,488.00
	296,739,069.86	20,777,612.57
	17,260,930.14	4,222,387.43
	-11,043,407.31	-20,207,870.24
	325,015,338.62	345,223,208.86
	313,971,931.31	325,015,338.62

6

	475,075,158.40	379,211,770.36
	16,485,928.74	10,599,679.78
	24,278,197.82	20,099,812.59
	515,839,284.96	409,911,262.73
	283,855,184.05	249,352,442.43
	94,179,528.20	56,715,474.08
	31,944,091.76	34,750,037.72
	72,544,522.67	67,778,978.64
	482,523,326.68	408,596,932.87
	33,315,958.28	1,314,329.86
	8,000,000.00	10,000,000.00
	80,039,910.22	109,906,706.91

		7,080.00
	110,000,000.00	
	198,039,910.22	119,913,786.91
	2,382,780.23	8,706,919.63
	443,463,277.00	64,500,000.00
	100,000,000.00	115,637,723.00
	545,846,057.23	188,844,642.63
	-347,806,147.01	-68,930,855.72
	427,600,089.78	

	448,331,331.00				505,526,580.86	28,985,073.78			35,406,978.45		276,680,377.96	34,499,141.39	1,271,459,335.88
	448,331,331.00				505,526,580.86	28,985,073.78			35,406,978.45		276,680,377.96	34,499,141.39	1,271,459,335.88
	-400,622.00				-168,485,207.77	-28,985,073.78			6,933,464.70		119,918,269.06	26,643,963.38	13,594,941.15
											149,268,092.48	2,689,385.88	151,957,478.36
	-400,622.00				-168,485,207.77	-28,985,073.78						23,954,577.50	-115,946,178.49
1													

	298,958,771.00				644,695,158.29	38,945,703.16			21,383,182.47		191,618,291.60	-14,170,717.93	1,103,538,982.27
	149,372,560.00				-139,168,577.43	-9,960,629.38			14,023,795.98		85,062,086.36	48,669,859.32	167,920,353.61
											109,549,436.73	15,624,165.53	125,173,602.26
	-106,800.00				10,310,782.57	-9,960,629.38						33,045,693.79	53,210,305.74
1						-9,960,629.38						24,484,129.15	34,444,758.53
2													
3					7,224,300.00								7,224,300.00
4	-106,800.00				3,086,482.57							8,561,564.64	11,541,247.21
									14,023,795.98		-24,487,350.37		-10,463,554.39
1									14,023,795.98		-14,023,795.98		0.00
2													
3											-10,463,554.39		-10,463,554.39
4													
	149,479,360.00				-149,479,360.00								
1	149,479,360.00				-149,479,360.00								
2													
3													

4													
1													
2													
	448,331,331.00				505,526,580.86	28,985,073.78			35,406,978.45		276,680,377.96	34,499,141.39	1,271,459,335.88

8

	448,331,331.00				505,197,345.81	28,985,073.78			35,406,978.45	281,721,690.18	1,241,672,271.66

	298,958,771.00				649,276,093.81	38,945,703.16			21,383,182.47	165,971,080.74	1,096,643,424.86
	149,372,560.00				-144,078,748.00	-9,960,629.38			14,023,795.98	115,750,609.44	145,028,846.80
										140,237,959.80	140,237,959.80
	-106,800.00				5,400,612.00	-9,960,629.38					15,254,441.38
1						-9,960,629.38					9,960,629.38
2											
3					7,224,300.00						7,224,300.00
4	-106,800.00				-1,823,688.00						-1,930,488.00
									14,023,795.98	-24,487,350.36	-10,463,554.38
1									14,023,795.98	-14,023,795.98	
2										-10,463,554.38	-10,463,554.38
3											
	149,479,360.00				-149,479,360.00						
1	149,479,360.00				-149,479,360.00						
2											
3											

1

2

1 1 12 31

3

12

4

5

1

2

6

1

2

3

4

7

1

2

3

A

4

13

B

8

C

D

4

2 – ?? ? ?? ???? ? ? ?? ?

8

9

1

2

10

1

2

A. B.

C.

A.

B.

3

20% 12

H =½Ct ×Eœ ÿ l ,'l

6

7

8

11

1

	50

	5.00%	5.00%
1 2	10.00%	10.00%
2 3	30.00%	30.00%
3	100.00%	100.00%

3

12

1

2

3

4

5

13

14

1

A

B

a

b

c

d

A

B 7 –

C 12 --

2

22

1

2

3

3

4

25

1

2

26

1

2

A B

C D E F

3

4

27

28

5

1

2

3

4

A

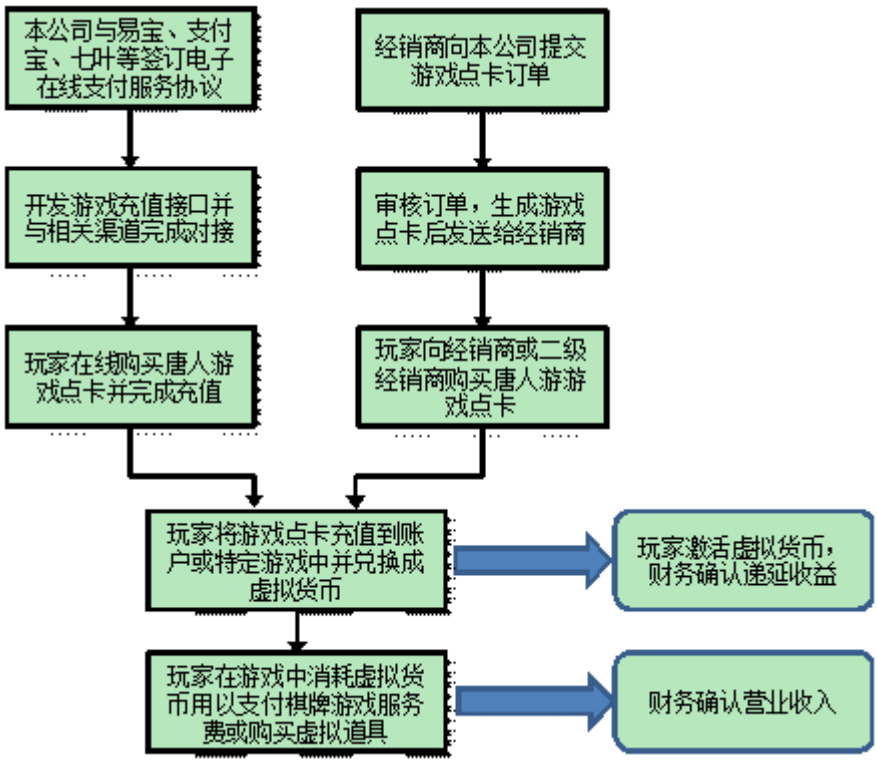
本公司与易宝、支付宝、七叶等签订电子在线支付服务协议
经销商向本公司提交游戏点卡订单
开发游戏充值接口并与相关渠道完成对接
审核订单，生成游戏点卡后发送给经销商
玩家在线购买唐人游戏点卡并完成充值
玩家向经销商或二级经销商购买唐人游游戏点卡
玩家将游戏点卡充值到账户或特定游戏中并兑换成虚拟货币
玩家激活虚拟货币，财务确认递延收益
玩家在游戏中消耗虚拟货币用以支付棋牌游戏服务费或购买虚拟道具
财务确认营业收入

B

C



SDK

CPA Cost Per Action CPS Cost Per Sales

CPA /

CPA

CPS

CPS

SDK

SDK

29

1

2

30 /

1

2

32

1.

2.

1

2

3

3.

1
2

3

4
5
6

7

8 –

33

1

2017 4 28 [2017]13 42

2017 5 28 2017 5 10 [2017]15 16 2017

2017 6 12

42

16 2017

16 2017

2017 1 1

2

34

1

		17% 6% 3%
		7% 5%
		25%

	10%
	15%
	15%
	25%
	25%
	15%
	15%
	15%
	15%
	25%
	15%
	25%
	25%
	25%

2

1

[2000]18 < >

[2000]25

2011 1 28 [2011]4

17 3

2

[2011]4

[2011]4 [2016]49

2014 5 12

2017

2017 2017 15% 3

2017 2017 15% 3

2017 2017 15% 3

2017 2017 15% 3

2016 2016 15% 3

2017 2017 15% 3

[2011]4

[2011]4 [2016]49

2017

3

1

	64,720.60	123,460.01
	311,720,976.55	324,891,878.61
	9,476,304.16	4,879,789.00
	321,262,001.31	329,895,127.62

7, 290, 070. 00 2, 186, 234. 16

2

3

4

1

	8,749,277.00	4,646,049.00
	2,857,476.00	6,312,800.00
	11,606,753.00	10,958,849.00

2

3

	2,789,436.48	
	2,789,436.48	

4

	880,050.00
	880,050.00

5

1

	417,285,696.45	100.00%	48,613,995.66	100.00%	368,671,700.79	219,567,440.56	100.00%	22,134,616.14	100.00%	197,432,824.42
	417,285,696.45	100.00%	48,613,995.66	100.00%	368,671,700.79	219,567,440.56	100.00%	22,134,616.14	100.00%	197,432,824.42

1			
1	305,795,577.18	15,249,866.76	5.00%
1	305,795,577.18	15,249,866.76	5.00%
1 2	67,884,222.90	6,788,422.29	10.00%
2 3	24,328,842.52	7,298,652.76	30.00%
3	19,277,053.85	19,277,053.85	100.00%
	417,285,696.45	48,613,995.66	

2

25,320,230.32 0.00

3

4

单位名称	与本公司关系	金额	账龄	占应收账款总额的比例（%）	坏账准备期末金额
第一名	非关联方	33,767,979.57	1年以内，1-2年	8.09	1,753,912.60
第二名	非关联方	13,058,769.00	2-3年	3.13	3,917,630.70
第三名	非关联方	12,155,583.70	3年以上	2.91	12,155,583.70
第四名	非关联方	7,528,573.00	1-2年	1.8	752,857.30
第五名	非关联方	7,012,716.16	1年以内	1.68	350,635.81
合计		**73,523,621.43**		**17.62**	**18,930,620.11**

5

6

6

1

1	31,512,751.34	97.12%	24,205,868.13	97.37%
1 2	826,626.26	2.55%	241,175.67	0.97%
2 3	1,251.20	0.00%	113,894.84	0.46%
3	106,894.84	0.33%	297,644.00	1.20%
	32,447,523.64	--	24,858,582.64	--

1

2

单位名称	与本公司关系	金额	账龄	未结算原因	占预付账款总额比例（%）
第一名	非关联方	3,480,257.36	1年以内	未到达结算条件	10.73
第二名	非关联方	2,549,086.86	1年以内	未到达结算条件	7.86
第三名	非关联方	2,368,932.64	1年以内	未到达结算条件	7.3
第四名	非关联方	1,193,824.39	1年以内	未到达结算条件	3.68
第五名	非关联方	1,643,015.46	1年以内	未到达结算条件	5.06
合计		**11,235,116.71**			**34.63**

7

1

2

8

1

2 **1**

9

1

	32,154,695.12	100.00%	15,081,504.33	100.00%	17,073,190.79	25,034,993.86	100.00%	13,468,813.48	100.00%	11,566,180.38
	32,154,695.12	100.00%	15,081,504.33	100.00%	17,073,190.79	25,034,993.86	100.00%	13,468,813.48	100.00%	11,566,180.38

1			
1	15,314,608.97	818,306.21	5.00%
1	15,314,608.97	818,306.21	5.00%
1 2	2,416,057.09	241,605.62	10.00%
2 3	574,909.37	172,472.81	30.00%
3	13,849,119.69	13,849,119.69	100.00%
	32,154,695.12	15,081,504.33	

2

1,609,380.36

3

4

	15,428,416.81	14,587,301.45
	10,910,311.51	7,354,317.01
	2,553,444.22	1,317,825.70
	2,717,682.62	1,561,345.78
	544,839.96	214,203.92
	32,154,695.12	25,034,993.86

5

		12,085,278.70	3	37.58%	12,085,278.70
		1,000,000.00	3	3.11%	1,000,000.00
		900,000.00	1	2.80%	45,000.00
		800,033.80	1	2.49%	40,001.69
		742,000.00	1	2.31%	37,100.00
--		27,312.50			

2

	5,874,654.72			1,278,190.14		4,596,464.58
	5,874,654.72			1,278,190.14		4,596,464.58

3

4

11

12

13

	3,770,000.00	
	2,196,527.31	
	5,966,527.31	

14

1

	179,341,350.00		179,341,350.00	126,981,350.00		126,981,350.00
	179,341,350.00		179,341,350.00	126,981,350.00		126,981,350.00

2

3

	48,981,350.00			48,981,350.00					3.07%	1,640,000.00
	25,000,000.00			25,000,000.00						

4

5

15

1

2

3

16

1

2

3

17

	1,622,129.62			-719,953.03						902,176.59	
	843,185.95			-191,999.82						651,186.13	
	5,130,700.43			110,312.08						5,241,012.51	
	1,058,179.21			109,753.72						1,167,932.93	
		10,000,00								10,000,00	

		0.00								0.00	
	8,654,195.21	10,000,000.00		-691,887.05						17,962,308.16	
	8,654,195.21	10,000,000.00		-691,887.05						17,962,308.16	

18

1

1.	73,780,819.47			73,780,819.47
2.	8,987,705.84			8,987,705.84
1				
2 \ \	8,987,705.84			8,987,705.84
3				
3.				
1				
2				
4.	82,768,525.31			82,768,525.31
1.	5,256,304.93			5,256,304.93
2.	1,787,172.52			1,787,172.52
1	1,401,835.56			1,401,835.56
2	385,336.96			385,336.96
3.				
1				
2				

4.	7,043,477.45			7,043,477.45
1.				
2.				
1				
3				
1				
2				
4.				
1.	75,725,047.86			75,725,047.86
2.	68,524,514.54			68,524,514.54

2

3

19

1

1.	145,247,447.37	88,941,935.63	7,357,808.36	5,423,912.28	246,971,103.64
2.	13,467,179.37	12,167,577.11		1,842,508.99	27,477,265.47
1		10,814,476.31		1,815,293.22	12,629,769.53
2	13,467,179.37				13,467,179.37
3		1,353,100.80		27,215.77	1,380,316.57
3.	8,987,705.84	615,540.77	1,214,017.00	2,315.00	10,819,578.61
1		274,813.22	1,214,017.00	2,315.00	1,491,145.22
2		340,727.55			340,727.55

3	8,987,705.84				8,987,705.84
4.	149,726,920.90	100,493,971.97	6,143,791.36		263,628,790.50
1.	8,272,609.67	53,674,755.66	5,099,495.64	2,832,722.34	69,879,583.31
2.	3,145,280.98	11,857,656.84	793,158.70	663,218.42	16,459,314.94
1	3,145,280.98	11,410,562.84	793,158.70	641,469.61	15,990,472.13
2		447,094.00		21,748.81	468,842.81
3.	385,336.96	149,405.12	1,153,382.15	2,292.20	1,690,416.43
1		149,405.12	1,153,382.15	2,292.20	1,305,079.47
2	385,336.96				385,336.96
4.	11,032,553.69	65,383,007.38	4,739,272.19	3,493,648.56	84,648,481.82
1.					
2.					
1					
3.					
1					
4.					
1.	138,694,367.21	35,110,964.59	1,404,519.17	3,770,457.71	178,980,308.68
2.	136,974,837.70	35,267,179.97	2,258,312.72	2,591,189.94	177,091,520.33

2

3

4

5

20

1

2

3

21

22

23

1

2

24

25

1

5

1.		4,268,638.59	5,147,371.67	1,917,513.24	8,579,600.00	19,049,210.26
2.						

3.						
1						
4.		5,343,438.59	6,310,603.43	5,727,700.00	17,927,700.00	35,309,442.02

1.

	707,679,949.75	341,103,235.12				1,048,783,184.87
	707,679,949.75	341,103,235.12				1,048,783,184.87

2

		200,020,000.00				200,020,000.00
		200,020,000.00				200,020,000.00

20,002.00

2015 100% 2014 12 31
64,336.19 , 60,256
2014 2015 2016 2017
80% 2014 2017 31,000
1.332 60,256.00 80,258.00 20,002
2015 20,002 20,002
20,002 20,002
2014 2015 2016 2017
23,597.32 31,000 20,002 2017
20,002 20,002

28

29 /

1

	268,311,964.57	27,132,993.49	41,478,084.34	6,373,818.81
			12,892,533.63	1,933,880.04
	35,413,666.67	3,512,650.00	42,467,000.00	6,370,050.00
	303,725,631.24	30,645,643.49	96,837,617.97	14,677,748.85

2

	16,107,590.07	2,416,138.51	7,177,260.07	1,076,589.01
	16,107,590.07	2,416,138.51	7,177,260.07	1,076,589.01

3

		30,645,643.48		14,677,748.85
		2,416,138.51		1,076,589.01

4

5

30

		179,750.00

		179,750.00

31

1

	10,000,000.00	
	165,000,000.00	
	175,000,000.00	

2

32

33

34

	10,465,470.00	
	10,465,470.00	

35

1

	240,189,710.67	113,347,672.75
	240,189,710.67	113,347,672.75

2 1

	2,636,159.90	
	2,116,006.83	
	1,820,000.00	
	1,746,000.00	
	8,318,166.73	--

36

1

	202,206,394.37	53,288,912.77
	202,206,394.37	53,288,912.77

2 1

	3,647,371.42	
	3,647,371.42	--

3

37

1

	34,578,854.73	243,355,757.43	222,710,413.49	55,224,198.67
-		11,810,501.41	11,810,501.41	
		4,950.08	4,950.08	
	34,578,854.73	255,171,208.92	234,525,864.98	55,224,198.67

2

1	34,578,854.73	225,562,378.23	204,917,034.29	55,224,198.67
2		4,168,941.01	4,168,941.01	
3		5,143,665.70	5,143,665.70	
		4,487,168.49	4,487,168.49	
		226,888.76	226,888.76	
		429,608.45	429,608.45	
4		6,826,373.49	6,826,373.49	
5		1,566,569.02	1,566,569.02	
		87,829.98	87,829.98	
	34,578,854.73	243,355,757.43	222,710,413.49	55,224,198.67

3

1		11,430,791.79	11,430,791.79	
2		379,709.62	379,709.62	
		11,810,501.41	11,810,501.41	

38

	14,389,737.79	5,302,671.65
	23,594,542.82	6,358,411.64
	931,784.81	713,045.75
	567,550.80	434,641.04

	419,488.57	315,450.69
	116,255.03	119,440.89
	79,987.75	146,150.26
	21,456.03	178,514.42
	40,120,803.60	13,568,326.34

39

40

	20,193.35	298,172.33
	20,193.35	

	1,000,000.00	
	10,000,000.00	--

42

43

		28,985,073.78
		28,985,073.78

44

	5,169,662.59	7,749,945.38
	5,169,662.59	7,749,945.38

47

1

	178,744,000.00	

48

1

2

49

50

		200,020,000.00	
		200,020,000.00	--

2015 100% 2014 12 31

64,336.19 , 60,256

2014 2015 2016 2017

80% 2014 2017 31,000

1.332 60,256.00 80,258.00 20,002

2015 20,002 20,002

20,002 20,002

2014 2015 2016 2017

23,597.32 31,000 20,002 2017

20,002 20,002

51

	42,467,000.00	636,666.67	7,690,000.00	35,413,666.67	
	42,467,000.00	636,666.67	7,690,000.00	35,413,666.67	--

								/
	250,000.00			200,000.00			50,000.00	
	500,000.00			400,000.00			100,000.00	
	3,750,000.00			1,000,000.00			2,750,000.00	
	2,750,000.00			1,000,000.00			1,750,000.00	
	225,000.00			180,000.00			45,000.00	
	1,275,000.00			340,000.00			935,000.00	
	9,000,000.00			900,000.00			8,100,000.00	
IDC/ISP/ICP	8,000,000.00						8,000,000.00	

	8,074,000.00			2,936,000.00			5,138,000.00	
	1,800,000.00			400,000.00			1,400,000.00	
	1,300,000.00						1,300,000.00	
	200,000.00			30,000.00			170,000.00	
	3,000,000.00						3,000,000.00	
	2,000,000.00						2,000,000.00	
	343,000.00			84,000.00			259,000.00	
" "		266,666.67		100,000.00			166,666.67	
" "		370,000.00		120,000.00			250,000.00	
	42,467,000.00	636,666.67		7,690,000.00			35,413,666.67	--

52

53

		+					
	448,331,331.00				-400,622.00	-400,622.00	447,930,709.00

54

1

2

55

	491,779,132.72	16,093,848.14	170,831,607.77	337,041,373.09
	13,747,448.14	2,346,400.00	16,093,848.14	
	505,526,580.86	18,440,248.14	186,925,455.91	337,041,373.09

44%

168, 874, 577. 48

2, 346, 400. 00

16, 093, 848. 14 16, 093, 848. 14

1, 957, 030. 29

56

	28,985,073.78		28,985,073.78	
		99,979,573.00	99,979,573.00	
	28,985,073.78	99,979,573.00	128,964,646.78	

57

58

59

	35,406,978.45	6,933,464.70		42,340,443.15
	35,406,978.45	6,933,464.70		42,340,443.15

60

	276,680,377.96	191,618,291.60
	276,680,377.96	191,618,291.60
	149,268,092.48	109,549,436.73
	6,933,464.70	14,023,795.98
	22,416,358.71	10,463,554.40
	396,598,647.02	276,680,377.96

1)

2)

3)

4)

5)

61

	1,072,220,814.65	519,353,475.26	659,115,020.10	278,660,923.50
	4,687,249.94	1,453,198.79	3,744,771.40	1,042,204.53

	1,076,908,064.59	520,806,674.05	662,859,791.50	279,703,128.03

62

	4,545,624.28	3,078,386.75
	3,374,774.38	2,198,443.51
	1,457,046.96	1,208,238.22
	38,691.10	37,894.92
	1,154,349.59	283,229.51
		44,166.34
		73,430.28
	10,570,486.31	6,923,789.53

63

	83,052,569.15	56,408,754.10
	38,986,748.05	4,380,300.20
	13,483,473.11	11,139,920.14
	12,561,704.47	10,432,325.85
	8,636,663.19	11,869,432.75
	2,690,704.10	
	2,654,043.39	2,786,674.45
	1,178,411.00	
	1,342,491.95	
	1,209,444.28	
	775,374.23	1,444,755.37
	455,462.65	515,985.64
	331,464.83	462,014.43
	49,588.43	
	976,572.71	1,837,922.51
	168,384,715.54	101,278,085.44

64

	136,866,039.64	77,137,478.20
	36,354,110.21	28,200,656.15
	17,395,771.72	17,268,199.38
	10,497,186.22	5,997,272.58
	7,656,826.44	7,552,350.01
	2,346,400.00	7,224,300.00
	2,237,344.35	1,352,438.04
	2,043,903.18	1,219,304.36
	2,000,000.00	
	1,101,535.74	877,425.29
	1,684,657.29	792,553.39
	964,538.70	656,640.17
	960,780.00	
	943,142.83	841,327.00
		3,660,848.21
	1,113,409.80	1,224,189.95
	224,165,646.12	154,004,982.73

65

	7,127,990.19	1,741,075.94
	2,779,043.39	2,738,200.03
	63,292.42	
	389,304.95	1,322,946.08
	217,293.83	138,451.56
	4,240,228.10	-2,181,618.61

66

	26,929,610.68	19,804,312.62
		-210,486.26
	200,020,000.00	
	226,949,610.68	19,593,826.36

67

68

	-691,887.05	-919,506.01
	330,038.60	6,520,828.48
	1,640,000.00	2,050,000.00
	405,592.85	282,969.56
	1,683,744.40	7,934,292.03

69

	82,882.31	-544,983.81
	82,882.31	-544,983.81

70

	27,487,758.75	
	2,936,000.00	
	1,000,000.00	
	1,000,000.00	
2017	1,000,000.00	
2017	1,000,000.00	

		13,693,795.35	
	204,826,466.57	26,478,714.75	204,826,466.57

								/
							34,700.00	
							40,000.00	
2014							2,899,000.00	
							500,000.00	
							350,000.00	
							8,533,000.00	
	--	--	--	--	--		12,356,700.00	--

20, 002 ,

2015 100% 2014 12 31

64, 336. 19 , 60, 256

2014 2015 2016 2017

80% 2014 2017 31, 000

1. 332 60, 256. 00 80, 258. 00 20, 002

2015 20, 002 20, 002

20, 002 20, 002

2014 2015 2016 2017

23, 597. 32 31, 000 20, 002 2017

20, 002 20, 002

20, 002 20, 002

72

	4,854.37	200,000.00	4,854.37
	428.82	12,416.12	428.82
	55,231.31	72,043.13	55,231.31
	60,514.50	284,459.25	60,514.50

73

1

	29,907,808.10	16,401,314.26
	-14,628,345.14	-4,453,754.78
	15,279,462.96	11,947,559.48

2

	167,236,941.32
/	16,723,694.13
	1,749,754.26
	172,538.76
	912,406.21
	-2,642,329.45
	2,620,624.09
	-4,259,629.33
	2,404.29
	15,279,462.96

74

75

1

	3,735,900.00	8,883,781.16
	41,416,661.39	26,495,607.66
	2,779,043.39	2,802,590.32
	8,297,030.47	544,099.82
	56,228,635.25	38,726,078.96

2

	32,299,884.55	51,923,573.20
	84,073,113.68	43,410,109.56
	30,787,640.06	13,277,123.48
	14,695,868.52	4,506,067.61
	161,856,506.81	113,116,873.85

3

	100,000,000.00	
	10,000,000.00	
	110,000,000.00	

4

		10,000,000.00
	100,000,000.00	
	230,046.21	123,148.84
	100,230,046.21	10,123,148.84

5

6

	2,350,570.83	1,930,488.00
	165,176,000.00	
	167,526,570.83	1,930,488.00

76

1

1	--	--
	151,957,478.36	125,173,602.25
	226,949,610.68	19,593,826.36
	17,392,307.69	17,825,527.74
	6,414,782.04	3,412,339.63
	1,312,313.20	637,326.84
	-82,882.31	544,983.81
	7,127,990.19	1,741,075.94
	-1,683,744.40	-7,934,292.03
	-15,967,894.64	-4,094,891.79
	1,339,549.50	-358,862.99

	-81,963,581.19	-26,876,716.84
	-215,271,329.46	-86,409,622.18
	305,507,359.46	48,446,736.36
	-201,409,225.11	
	201,622,734.01	91,701,033.10
2	--	--
3	--	--
	313,971,931.31	325,015,338.62
	325,015,338.62	345,223,208.86
	-11,043,407.31	-20,207,870.24

2

	210,000,000.00
	--
	24,298,119.04
	--
	--
	185,701,880.96

3

4

	313,971,931.31	325,015,338.62
	64,720.60	123,460.01
	311,720,976.55	324,891,878.61
	2,186,234.16	
	313,971,931.31	325,015,338.62
	7,290,070.00	

77

78

	7,290,070.00	
	7,290,070.00	--

79

1

2

2 28A50003>Tj EMC /296.387m00f* 56.42_10 4312.205C 295.9 >>BDC /C2_1 9 Tf 0.06<0EB3>-10<0F46>-5<34FF 9 Tf 0.0 T

	-177,720.75	-177,720.75
	68,896,764.88	56,705,937.38

4

5

6

2

1

2

3

3

4

	0.00	65.00%		2017 03 31		330,038.60	0.00%	0.00	0.00	0.00		0.00

5

6

1

1

				100.00%		
				100.00%		
				100.00%		
				100.00%		
				100.00%		
				100.00%		
					100.00%	
				50.00%		
				50.00%		
				100.00%		
					100.00%	
					100.00%	
					100.00%	
				100.00%		
				60.00%		

2

	50.00%	-416,957.02		

	50.00%	-408,869.30		
	40.00%	-2,313,419.02		

3

	33,170,786.16	46,000,000.00	79,170,786.16				50,004,700.20		50,004,700.20			
	29,182,261.40	10,000,000.00	39,182,261.40									
	4,816,918.19	528,326.62	5,345,244.81	1,128,792.37		1,128,792.37						

		-833,914.04	-833,914.04	-833,914.04		4,700.20	4,700.20	
		-817,738.60	-817,738.60	-817,738.60				
	1,453,180.15	-5,783,547.56	-5,783,547.56	-4,945,771.29				

4

5

2

1

18, 392

44%

2017 7 20

2 44%

18,392

2017 8 15 44%

100%

2

--	183,920,000.00
/	183,920,000.00
/	

3

1

2017 12 31

2

4

2

3

4

5

6

7

8

9

1

	5%

5

1

/

/

		699,076.91	1,875.35
		12,184,728.74	4,497,579.61

2 / /

/

/	/	/	/	/	/	/

/

/

/	/	/	/	/	/	/

/

3

4

5

6

7

	498.67	494.47

8

6

1

		1,626,236.27			
		84,400.02		501,425.65	
		1,000,000.00	1,000,000.00	1,000,000.00	300,000.00

2

		2,852,935.64	1,949,014.61
		1,000,000.00	1,000,000.00

7

8

1

	0.00
	26,634,502.95
	0.00

2014 8 18 2014 <
> ( )
A 3, 726, 109
3, 291, 549
2014 9 4
9. 12
2014
6, 583, 098 4. 56
64 1, 974, 929

2015 6 12 <
>
2014 2014 12 31

25.48

2015

9,875,823

3.02 3.04 /

1,055,803 16.96

16.98 / 74

462,645 5.92% 0.10%

2

	24,670,600.00
	2,346,400.00

3

4

5

1

2

1

2

2

3

1

2

4

5

6

1

2017

2

	300,599,121.77		300,599,121.77
	32,146,805.15		32,146,805.15
	104,520,154.20		104,520,154.20
	235,692,229.34		235,692,229.34
	399,262,504.19		399,262,504.19
	1,072,220,814.65		1,072,220,814.65

3

4

7

2018

2018 4 15

8

1

1

	355,479,097.38	100.00%	42,558,815.45	100.00%	312,920,281.93	204,438,049.76	100.00%	20,450,499.87	100.00%	183,987,549.89
	355,479,097.38	100.00%	42,558,815.45	100.00%	312,920,281.93	204,438,049.76	100.00%	20,450,499.87	100.00%	183,987,549.89

1			
1	243,333,418.99	10,631,105.41	5.00%
1	243,333,418.99	10,631,105.41	5.00%
1 2	68,709,489.61	5,428,980.60	10.00%
2 3	24,196,370.48	7,258,911.14	30.00%
3	19,239,818.30	19,239,818.30	100.00%
	355,479,097.38	42,558,815.45	

2

22,108,315.58 0.00

3

4

单位名称	与本公司关系	金额	账龄	占应收账款总额的比例（%）	坏账准备期末金额
第一名	非关联方	13,058,769.00	2-3年	3.67	3,917,630.70
第二名	非关联方	12,155,583.70	3年以上	3.42	12,155,583.70
第三名	非关联方	12,065,098.50	1年以内	3.39	603,254.93
第四名	非关联方	7,578,573.00	1-2年	2.13	757,857.30
第五名	非关联方	7,012,716.16	1年以内	1.97	350,635.81
合计		**51,870,740.36**		**14.59**	**17,784,962.43**

5

6

2

1

	33,631,250.99	100.00%	14,255,599.45	100.00%	19,375,651.54	23,882,715.78	100.00%	13,220,227.68	100.00%	10,662,488.10
	33,631,250.99	100.00%	14,255,599.45	100.00%	19,375,651.54	23,882,715.78	100.00%	13,220,227.68	100.00%	10,662,488.10

1			
1	15,123,764.54	346,408.26	2.29%
1	15,123,764.54	346,408.26	2.29%
1 2	1,796,241.05	168,614.10	9.39%
2 3	3,091,635.16	123,276.85	3.99%
3	13,619,610.24	13,617,300.24	99.98%
	33,631,250.99	14,255,599.45	

2

1,035,371.77 0.00

3

4

	7,348,194.70	5,683,567.00
	1,162,149.48	1,169,772.00
	24,836,888.14	16,732,152.42
	274,582.00	210,265.00
	9,436.67	86,959.36
	33,631,250.99	23,882,715.78

5

		12,085,278.70	3	35.93%	12,085,278.70
		1,000,000.00	3	2.97%	1,000,000.00
		900,000.00	1	2.68%	45,000.00
		800,033.80	1	2.38%	40,001.69
		742,000.00	1	2.21%	37,100.00
	--	15,527,312.50	--	46.17%	13,207,380.39

6

7

8

3

	1,557,500,000.00	200,020,000.00	1,357,480,000.00	922,580,000.00		922,580,000.00
	7,962,308.16		7,962,308.16	8,654,195.21		8,654,195.21
	1,565,462,308.16	200,020,000.00	1,365,442,308.16	931,234,195.21		931,234,195.21

1

	10,000,000.00			10,000,000.00		
	50,000,000.00			50,000,000.00		
	10,000,000.00			10,000,000.00		
	10,000,000.00			10,000,000.00		
	802,580,000.00			802,580,000.00	200,020,000.00	200,020,000.00
	15,000,000.00	183,920,000.00		198,920,000.00		
	25,000,000.00	15,000,000.00		40,000,000.00		

		410,000,000.00		410,000,000.00		
		6,000,000.00		6,000,000.00		
		20,000,000.00		20,000,000.00		
	922,580,000.00	634,920,000.00		1,557,500,000.00	200,020,000.00	200,020,000.00

2

5

	78,399,910.22	107,785,929.13
	-691,887.05	-919,506.01
	1,640,000.00	2,050,000.00
		1.00
		2,358,550.56
	79,348,023.17	111,274,974.68

6

1

	409,788.88	
	11,425,900.00	
	405,592.85	
	204,769,743.43	
	21,926,014.76	
	12,000.00	
	195,073,010.40	--

2015 100% 2014 12 31
64, 336. 19 , 60, 256
2014 2015 2016 2017
80% 2014 2017 31, 000
1. 332 60, 256. 00 80, 258. 00 20, 002
2015 20, 002 20, 002
20, 002 20, 002
2014 2015 2016 2017
23, 597. 32 31, 000 20, 002 2017
20, 002 20, 002
20, 002 20, 002

2

		/	/
	12.02%	0.33	0.33
	-3.69%	-0.10	-0.10

3

1

2

3

4

2017