

1

2

3

4

/

5

6

1

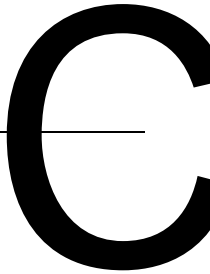
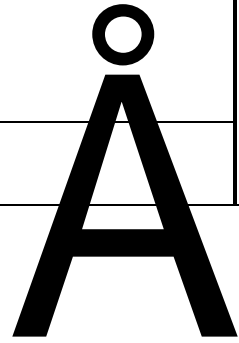
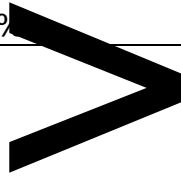
2

3

4

.....	1
.....	4
.....	5
.....	8
.....	8.....
.....	9.....
.....	10.....
.....	15
.....	16
.....	16..
.....	16...
.....	18.....
.....	19
.....	...20
.....21
.....22
.....22..
.....22..
.....23
.....23.....
.....23.....
.....24
.....25

/ /		
/		
/ 4 / /		
/ / 5 /		
/ / /	100%	4



		53
		2012
/		
/		
/		2014 12 31
/		100%
/		
/		
/		
/		
/		

		[2015] 045
--	--	------------

100%

100% 60,256.00

35.28% 64.72%

100%

4

1		41.00%	24,704.96	8,714.96	15,990.00
2		39.00%	23,499.84	8,289.84	15,210.00
3		10.00%	6,025.60	2,125.60	3,900.00
4		10.00%	6,025.60	2,125.60	3,900.00
		100.00%	60,256.00	21,256.00	39,000.00

A

2014 6 6 2013 29.09 /

1.00 10 6

18.12 / 2015 6

2 2014 10 0.55

10 10

4,318,936 4,318,936 43,189,366 17,707,641 16,843,853 9.03 /

5
 20,085.00 20,085.00 25% 9.03 / 60,256.00
 22,242,522

4 21,256.00 10
 43.55% 9,256.00
 2014
 2017 10 51.75%

4.70% 11,000.00 1,000.00

	8,714.96	3,794.96	4,510.00	410.00
	8,289.84	3,609.84	4,290.00	390.00
	2,125.60	925.60	1,100.00	100.00
	2,125.60	925.60	1,100.00	100.00
	21,256.00	9,256.00	11,000.00	1,000.00

5

1

4

60,256.00

21,256.00

39,000.00

2

5

20,085.00

A

1.00

1

4

39,000.00

2

5

1

20

20

20

/

20

20

29.09 /

2014 6 6

2013

10

1.00

10

6

18.12 /

2015

6 2

2014

10

0.55

10

10

9.03

/

2

9.03 /

1

= 60,256.00 - 21,256.00
/ 9.03 /

1

43,189,366

1		17,707,641
2		16,843,853
3		4,318,936
4		4,318,936
		43,189,366

1

2

20,085.00

25%

=

/

1

9.03 /

22,242,522

		/		
1		9.03	14,585.00	16,151,716
2		9.03	2,000.00	2,214,839
3		9.03	2,000.00	2,214,839
4		9.03	1,000.00	1,107,419
5		9.03	500.00	553,709
			20,085.00	22,242,522

1

12

12

1

12

2014

20%

2

24

2015

20%

3

36

2016

20%

4

2017

40%

2

36

20,085.00

2014 5 15
22
5 22

2014 5
2013

2014 8 29

2014 8 29

2014 8 29

2014 8 29

2014 9 19

2014

2015 6 25

2015 53

2015 8 10

[2015]1913

			2015 8 18	
320594000059941			100%	
			100%	
2015 8 20			2015 21070	
	2015 8 18			
		43,189,366.00		
	100%		389,999,974.98	
	43,189,366.00			
346,810,608.98				
2015 9 10			4	
	8,404.80			
		100%		
		2015 9 2		
2015 9 2				
2014 8 29				

18.12

/ 11,084,437 2015 6 2

2014 10 0.55

10 10

9.03 / 22,242,522

		/		
1		9.03	14,585.00	16,151,716
2		9.03	2,000.00	2,214,839
3		9.03	2,000.00	2,214,839
4		9.03	1,000.00	1,107,419
5		9.03	500.00	553,709
			20,085.00	22,242,522

2015 8 21

2015 8 25

2015 8 25 17:00

2015 8 26

“

”

2015 21071

2015 8 24

200,849,977.49

4000029129200448871

2015 8 26

2015 8 27		2015 21072
		200,849,977.49
	4,000,000.00	
196,849,977.49	22,242,522	
174,607,455.49		

	2015 9 2	
2015 9 2		

	43,189,366
22,242,522	

2014 8 29

2014 8 29

2015

44201537200052523865

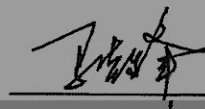
1

2

3

(本页无正文,为《国信证券股份有限公司关于任子行网络技术股份有限公司现金及发行股份购买资产并募集配套资金暨关联交易实施情况之独立财务顾问核查意见》之签字盖章页)

项目主办人:



马华锋



姚焕军

