

" "



"



! ! ! !

! ! ! ! %

.....

.....

..... /

.....,

.....

" %&□%

! ""□

""□!

6

!"%&

! □%

6

!

□

□!

% □%□%

" □

&& &□

!

! " &
" &
%

5G

	<p>33,202.92 6,000.00 755 1,055 280 180 100</p>	
5G	<p>14,029.26 2,500.00 410 702 100 6 6</p>	<p>5G 5G+ 5G+ 5G 5G</p>

					1
					2
					1
	5G+				2
					3

					4
	DPI IDC	DPI DPI	5G	5G	1 5G MEC 2 5G 5G DPI 5G 5G 5G+ 4G/5G 5G 5GMEC

		6
		5
		4
		4
		3
		3
		5
		4
		6
		4
		4
		4
		8
		4
		4
		4
		3
		5
		2
		4
		4
		4
		3
		4
		4
		178

C

6

!

5G	DPI	&	&	10
				5
				6
5G	DPI	&	&	9
				5
				6
5G				19
5GMEC				18
5G				20
				98

931

!

" C C ! C "

-% & !

! %

C C ! 5,338.82

			T+1		T+2				T+3	
			6		6		6			
1		113.75	1	56.87	1	59.72	1	59.72	1	125.41
2		70.00	2	70.00	2	73.50	2	73.50	2	154.35

% %8&

&

C

1,532.12

				T+1	8	T+2	
1		113.75	1	1	75.83	1	119.44
2		70.00	4	4	186.67	4	294.00
3		90.00	1	1	60.00	1	94.50
4		42.50	4	4	113.33	4	178.50
5		56.25	3	3	112.50	3	177.19
6		56.25	1	1	37.50	1	59.06
7		45.00	6	6	180.00	6	283.50
8		33.75	20	20	450.00	20	708.75
9		30.00	15	15	300.00	15	472.50
10		45.00	3	3	90.00	3	141.75
12		23.75	42	42	665.00	42	1,047.38
			100	100	2,270.83	100	3,576.56

6

C

2

1

! □

!!

! &&

!!!

! □"

6

2

				T+1	T+2	T+3
2020				32.65	33.43	34.45
				34.33	35.64	37.28
				31.85	33.37	35.14
				35.00	36.75	38.59
				35.00	36.75	38.59
				35.00	36.75	38.59
2022		IT		38.52	42.37	

5G

!

!

- - -

6

!

"

6

407

105

97

0

8C

! 931

% □ & % □ % & ! 74.84%

1


	1 2 Demo	

2 5G

5G & DPI &		DPI

5G
&
DPI
&

)



3		-	180.00	180.00	180.00	180.00	180.00
4		-	200.00	200.00	200.00	200.00	200.00
5		-	200.00	200.00	200.00	200.00	200.00
6		-	180.00	180.00	180.00	180.00	180.00

1		61	317.79	19,385.07

317.79

400

1		4	289.26	400	1,157.05
2		-	-	150	-
3		6	212.93	180	1,277.60
4		2	305.56	200	611.12
5		-	-	200	-
6		2	208.32	180	416.63
		14	-	-	3,462.40

212.93

305.56

208.32

180

200

180

150

200

63

93

31

- -

17

9

- -

		T+1	T+2	T+3	T+4	T+5	T+6
1		-	6	16	18	20	21
2		-	13	31	33	35	36
3		-	11	26	29	32	33
4		-	6	16	18	20	21
5		-	4	12	14	16	17
6		-	5	14	16	18	19
		-	45	115	128	141	147

&%

□

61

19,385.07

!

		T+1	T+2	T+3	T+4	T+5	T+6
1		-	&□	&□&	□"	□&	!" □"
1.1		-	%□	" &□!	"!!%□	" " □!	" &%
1.2		-	"□	!&□	!&□	!&□	!&□
1.3		-	!%□	%& &□	& □	" "□	&&%
2		□	"□	" □	□	&&□	□%
3		! %□!	& &□	!□	!□&	% !□	□
4		-	" □	" &□	" &□	&□	% □

!

! !! !!!

□ %□

□

□

□

! □

%

& " !

!

	T+1	T+2	T+3	T+4	T+5	T+6
	-	9,230.00	23,850.00	26,650.00	29,450.00	30,760.00
	-	4,107.49	9,897.47	10,849.13	11,808.47	12,351.23
	-	5,122.51	13,952.53	15,800.87	17,641.53	18,408.77
	-	55.50%	58.50%	59.29%	59.90%	59.85%
	-	66.46	171.72	191.88	212.04	221.47
	-	1,384.50	3,577.50	3,997.50	4,417.50	4,614.00
	85.50	553.80	1,431.00	1,599.00	1,767.00	1,845.60
	2,962.22	5,757.08	5,582.41	5,812.27	6,052.94	5,844.40

10,849.13

! % %" □ ! !

" %&" "□!

2017 ! !

2016	16,389.25	-
2017	23,318.90	42.28%
2018	32,127.82	37.78%
2019	32,672.07	1.69%
2020	33,354.23	2.09%
2021	38,586.73	15.69%
2017-2021	-	13.42%

"□%

"□!

!

□ &% ! □

	2021		2020		2019	
	6,547.94	16.97%	5,271.96	15.81%	4,959.32	15.18%
	3,466.85	8.98%	2,425.13	7.27%	2,148.68	6.58%
	8,755.57	22.69%	6,597.45	19.78%	6,117.40	18.72%

□ %□ □

"

1

	2022 1-9	2021	2020	2019
	57.36%	□	% □!	% □

□%

59.48%

2

		2022 1-9	2021	2020	2019
688023.SH		-	73.96%	75.99%	75.16%
002439.SZ		-	65.89%	62.86%	64.96%
300188.SZ		-	59.28%	62.67%	82.48%
300369.SZ		-	67.78%	70.33%	72.15%
300454.SZ		-	80.84%	81.67%	82.55%

1

2

3

WEB

4

5

6

2022 1-9

59.28%-82.55%

58.61%

4

	"			
	576	119,940.00		13.62%
		58.61%		59.48%
			59.28%-82.55%	
		58.61%		
10.11%		5.52		
				400
		289.26		
				180
200	180		212.93	305.56
208.32				
		150	200	

! ! !

6

6

	2017 11	+	2025
	2018 12		
	2019 7		2025
	2019 12		
	2020 3		150 10
	2020 10		

	2020 12	2021-2023	2023 100 200
	2021 7	2021-2023	
	2022 4	2022	

!

! □

"

08 6
8C C

!!

!

!" "□

!!

!!□

□"

!

% %□B7

% !"□B7

! " □BI

" "%□BI

"

!

- - -

&

! -! !

!! -! !"

	163	()
	160	
	131	()
	131	()
	131	

" - - "

2021
 2018 233.8 2020 292.9
 11.93%

25 7 59
 26 23 10

!

1		4	1,157.05
2		-	-
3		6	1,277.60
4		2	611.12
5		-	-
6		2	416.63
		14	3,462.40

6

!!

!

!"□

!!

!!□

□"

!

!

"

& □" & ! □% □
□" ! □ ! □"

5G

576 119,940.00

61 19,385.07

14

3,462.40

9 27 " 2022
" "
668
2014 111
24 / 22 2 13,037.18
2023 5 31 2023 5 31
6
" □

		1.5 /	1.3 /	
		1.6 /	1.7 /	1.18-1.7
		1.25 /	1.18/	

! !! 9 "

412

277

! "& %

277

9.16

!

1 "

" !

2023 5 8 2023

5 14 %

125

"

! "□

	/ /		/
	213.19	2,537.96	0.0840
	242.25	8 500.00	0.0285

□

! "&□%

□

&

! !! 9 "

1,244

412

277

" !

%

125

! "&□%

277

				/
		! "&□%	277	9.16
		%	125	12.05

			%		
	!!		! &!		! □
	!!		! !%	!	! □
	!!		%	"	! □
	!!		&!	"	! □
	!!			&	□&
	!				-
	!			!!!	-
	!			"!	-
	!		"	"	-
			%	!	□
		6	!		□

!

-!

4,518

1,506

3,012

2023 5 8 2023 5 14

2,537.96

9.16 /

5G

8,500

C % C %

	T+1	T+2	T+3	T+4	T+5	T+6
1 a	959.91	1,933.32	1,946.82	1,946.82	1,946.82	1,108.03
2						
2021 b	69,530.60	69,530.60	69,530.60	69,530.60	69,530.60	69,530.60
c	-	9,230.00	23,850.00	26,650.00	29,450.00	30,760.00
- d=b+c	69,530.60	78,760.60	93,380.60	96,180.60	98,980.60	100,290.60
a/d	1.38%	2.45%	2.08%	2.02%	1.97%	1.10%
3						
2021 e	-5,211.22	-5,211.22	-5,211.22	-5,211.22	-5,211.22	-5,211.22
f	-3,047.72	-2,639.32	3,189.90	3,944.76	4,413.24	5,000.80
- g=e+f	-8,258.94	-7,850.54	-2,021.32	-1,266.46	-797.98	-210.42
a/g	11.62%	24.63%	96.31%	153.72%	243.97%	526.58%

- -

! C

" C % -%

□

- %! □ -! □

!% - !% C " C %

!!

"

21,930.32

1,946.82

!

"

%

&

!

!!

"

!

6

3 8 8 2

6

!

"

4

!

"

2



% □ && □! % " □%

% &□ -! %%&'

- % □ - □ - %&□

!! !!!

□ □" □ ! □&

% " □% !! □

!

!! "

! "

!! &

!! -! !"

!!"

!

!!! "

!

!!

6

!□

"

6

!

"

6

!

6

!

6

! -! !

!! !

!

6

6

!

!!

!!

! !
! !
& " ! % ! !
! ! □ □

6

	% ! " B7	
5	" BI	1999 2011

!

6

!!

2280

!

2=24AC

!! "

2022

!!

2022

2022 1-9

53.41%

2021

2,000.00

2022 1-9

! !! !! !!! -9

&

	2022 1-9	2021	2020	2019	2022 1-9	2021	2020	2019
	22,196.06	24,537.73	38,938.61	39,601.67	18.92%	-36.98%	-1.67%	-
	24,510.78	38,636.29	33,099.53	32,671.95	32.54%	16.73%	1.31%	-
	-	5,804.15	15,382.51	26,820.41	-100.00%	-62.27%	-42.65%	-
	388.31	552.44	378.27	531.55	-11.24%	46.04%	-28.84%	-
	47,095.14	69,530.60	87,798.92	99,625.58	13.34%	-20.81%	-11.87%	-

!!

!! % "

	2022	1-9	2021	2020	2019
1		47,095.14	69,530.60		

! □
" " □ " " □
! % & % □ !
! □
! ! !

2

	2020	2019	
	15,382.51		

	2021	2020
	19,840.20	17,828.63

!

6

6

42

6

!!

!□

!!

□

!!

! 98%

!!! -9

!!! -9

%

	2022	1-9	2021	2020	2019

	"/		13,774.90	□	13,488.92	□%	! "% □"	! □%
	+/-	,/	9,951.43	□	10,498.96	□%	! □!	! □
	" /, .	. +	19,840.20	! □"	17,828.63	! □	& □"	□"
	- -/		-138.80	- □	261.83	□	□	□
	" - .	, .	" - -	, ,	" - .	- /	+ " ; //	+ - /

2022 1-9

64.28%

23.13% 28.45%

2022 1-9

10,893.04

!!

-9

10,283.66

!!!

-9

!!

-9

609.39

5.93%

	2022 1-9	2021 1-9
	8,107.24	7,670.33
	765.00	272.09
	611.66	600.88
	627.81	788.51
	321.51	433.67
	17.78	13.00
	442.04	505.18
	10,893.04	10,283.66

2022 1-9

13,396.80

!!

-9

12,735.12

!!!

-9

!!

-9

661.68

5.20%

	2022 1-9	2021 1-9
	12,021.11	11,641.50
	458.06	132.37

	2022 1-9	2021 1-9
	352.21	289.59
	264.59	352.43
	13.90	8.11
	50.58	26.28
	68.21	74.92
	5.04	4.52
	163.08	205.39

2022 1-9 924.64 2021 1-9
 219.72 2022 1-9 2021 1-9
 704.92 320.82%

2022 1-9 693.27 2021 1-9
 0.00 2022 1-9 2021 1-9
 693.27
 719.90

	2022 1-9	2021 1-9	
	924.64	219.72	320.82%
	693.27	0.00	100.00%

2022 1-9

	2022 9 30			2021 12 31	2021 9 30
	70,041.97	31.92%	44.57%	&□	53,095.18

2022 9 30 70,041.97
 2021 9 31.92% 2021 44.57%

! ! ! ! ! -9
 & % " □ & & □ & 46,004.27 !
 ! !

	2022 1-9	2021	2020	2019
	6,433.42	! ! %	-	-
	39,570.85	" □	% " □ &	& % □
	46,004.27	& & □ &	% " □ &	& % □

! ! ! ! " & □ & % & □ %
 ! ! ! ! ! ! % ! !
 ! ! □ □

! ! ! ! ! 1-9
 " □ 13.16%
 ! ! ! ! ! 1-9

		" □ % &	□	-	-	" □ % &	□
!		& % □	% □	-	-	& % □	% □

" - -

		-	-	! % " & &	" □	! % " & &	" □
		! " ! □	" □	-	-	! " ! □	" □
		", ,		+! ,	-	/"! - ./	. - +
-9							
		6,052.16	13.16%	-	-	6,052.16	13.16%
!		-	-	5,911.51	12.85%	5,911.51	12.85%
"		-	-	! & □"	5.87%	! & □"	5.87%
		-	-	2,199.40	4.78%	2,199.40	4.78%
		-	-	1,604.05	3.49%	1,604.05	3.49%
		6,052.16	13.16%	12,416.79	26.99%	18,468.95	40.15%

!! !!! 1-9

□ -! & □ " %& □

!!

7"2

7"2

!!

" □

! % %

"□ !!! 1-9

6,052.16

94.07%

!! !!! 1-9

20,353.83



!!

& %□

!!

7"2

!"!□

7"2

!

!!

& □%

&□

!!!

1-9

12,416.79

26.99%

!!!

1-9

2021

2022

1-9

!!! 3 31

!!

!

"

"

"□!

2022

3

31

5,613.64

2,510.52

80.90%

2022

1,653.49

2022 1

2022 3

2022 3

31

2022 3 31

1		1,653.49		2022 1		100%
2		245.61		2022 3		100%
3		214.00		2022 3		100%
4		97.50		2022 2		50%
		2,210.60				

! ! ! ! 9 "

2022 9 30

3,851.00

747.88

24.10%

2022 9 30

1		585.00		2022 8 9		100%
2		97.50		2022 2		50%
3		78.14		2022 5 9		30% 50%

1

!

!

2022 3 31 9 "

!!

!

!!

!!

!!

!

!

!!

!!

!!



" & %

" □

&%" □%

& □

% □

&& &"

□

"

! □

!

!

"

%

&

&

!

" % &

2022 9 30

84,443.60

7,000.46

					2022/9/30	
--	--	--	--	--	-----------	--

					2022/9/30	
		2,500.00	2,173.15	2015/7	2,173.15	
		1,000.00	1,000.00	2020/9	1,000.00	
		50.00	50.00	2018/10	50.00	
		1,000.00	1,000.00	2021/2	∅%	
		200	200	2018/9	122.95	
		250	250	2012/8	156.10	
		7,500.00	7,173.15	-	7,000.46	-

! ! □ " □ " □
! □ □

2021 5 27

2021 2

1,000.00

1

"

84,443.60

7,000.46

8.29%

202! 9 3

	2022/9/30		%
	3,535.21		
	12,074.70	6,721.41	7.96
	8,973.40	279.05	0.33
	2,499.38		
	6,327.94		
	966.98		
	34,377.61	7,000.46	8.29

!!! 9 3

	/				%
				2,527.98	3.35
				1,000.00	2.66
			" "	7.23	2.65
				3,535.21	

2021 9 3

3,535.21

!

2022 9 30

12,074.70

5,353.29

2

6,721.41

2022/9/30

		2022/9/30		
		2,173.15		
		1,000.00		
		1,000.00		
		50.00		
		□%		
		3,103.29		
		1,000.00		1!1

È

" "□

2020

2021 2022 1-9
114.50

4.92 285.95

□

2021 10

□

2019 2020

"

" "

"

! □



□

2020	2021	2022	1-9
2,282.54	1,485.87		910.22

"

279.05

&

&

! & !

! ! !

F

! &

! ! ! !

!	2022	8		2,000.00	1,000.00			
				!	%	2019	2020	2021
	2022	1-9				528.16	207.17	
	792.39		67.43					



!

!

B

2

4

2022 9 30

2,499.38

2022 9 30

6,327.94

%

2022 9 30

966.98

""

	%		
	58.00	5,800.00	2,320.00
	38.90	3,890.00	1,556.00
	3.00	300.00	120.00
	0.10	10.00	4.00
	100.00	10,000.00	4,000.00

! ! !

% □

" □

! " " □

□

□%

! ! ! 9 "

	%		
	□	□	& □
	" □	" □	"! ! □%
	" □	" □	! □
	□	□	" □
		"	"

!

"

"

10. 3. 3

"

5

" "

1

"

3

2019 4

3

2021 2

"

C

2022 6 28

2022 6 28

!

!

" " " 10.3.3 " 5
 " " 1 " "
 3 2018
 1 2018 2
 2021 10

2022 6 28

2022 6 28

□□

!

"

!

!				
"			82	

%				
&				

!				
"				
%				
&				

						m²	<i>/</i>		
10		4729493	599 2404	13	24	94.38			
11		4729492	599 2405	13	24	94.38			
12		4729490	599 2406	13	24	110.57			
13		4729488	599 2407	13	24	139.71			

					m ²	/		
26		2017 0047483	2	-1	3 0020	36.51		
27		2017 0048682	2	-1	3 0021	36.51		
28		2017 0047407	2	-1	3 0022	36.51		
29		2017 0047415	2	-1	3 0019	36.51		
30		2017 0047485	2	-1	3 0018	36.51		
31		2017 0047339	2	-1	3 0017	36.51		
32		2017 0047422	2	-1	3 0114	35.05		
33		2017 0047405	2	-1	3 0113	35.05		
34		2017 0047403	2	-1	3 0112	36.51		
35		2017 0047430	2	-1	3 0111	36.51		
36		2017 0047453	2	-1	3 0110	36.51		
37		2017 0047449	2	-1	3 0109	36.51		
38		2017 0047455	2	-1	3 0108	36.51		
39		2017 0047438	2	-1	3 0107	36.51		

531.01 377.43 552.44

388.31

0.53% 0.43% 0.79% 0.82%

1

! !

" %

! !! 9 "

9 224.09

!! " !! ! !! %

30 2019 2 21 2049 2 20
2022 8 11

2021

" M " MO "

6.08%

! ! - !

" % ! &

&! ! %

! "- ! %

!

!!

!

2022 9 13

IC

"

!! % "
!! % "

%

!! % "

20%

"

"

3.625%

7

1

2022 9 20
20%

2022 9 22

20% 25
10 2022 9 30 10

2022 9 29

2022 9 29

6.25%

18.75

2022 10 14

18.75

2022 10 19

[2022]

1412

						/
1			026			2019.10.01- 2022.09.12
			2016 2363-056			2013.12.21- 2019.06.30
			B2-20120317			2017.06.09- 2022.06.09
2			2016 2944-616			2014.01.14- 2019.07.30
			B2-20120209			2017.04.06- 2022.04.06
3			2018 11525-4012			2016.01.14- 2022.01.13
			B2-20170019			2018.05.31- 2022.01.03
4			2016			2016.8.16- 2019.8.15

						/
			3820-033			
			B2-20160048			2021.6.29- 2026.6.29

! & "

!

! L

! !"

!! " !&

!!

! %

!!

! !! % "

!!! % "

!! % "

			ISBN	
--	--	--	------	--

1		[2014]1437	ISBN-978-7-89988-167-5	
2	31	[2015]264	ISBN-978-7-89404-206-4	
3		[2017]5682	ISBN-978-7-7979-8925-1	
4		[2017]9723	ISBN-978-7-498-02624-8	

2021 6 30

!! ! !! "

! !! % "

! % !!! %

! !!

! !! % "

!!! 11 4

2021 6 30

2021 6 30

				83 2 8B	
			+ +	SAAS	
				PC	
			5G	5G	
			5G 5G	5G 5G	
				6	
			5G+ 5G	5G	
				5G	

!

!

% ! & %

% %

!

!

!

!

!

&

&

!

!

! % ! !"

!

!

"

!

!

!"&

!

!"&

&% %

! %

"

!

!%

!!

&

!

"

!!

!

"

!!

!!

"

!%

!! ! !! !%

"% " ! □ & 11

! " !! "

! □ & □

& % □!
% ! & □ %" %%

!! ! !

!!

!! &

" & □! "

!!

"

! % □ !

!!

"

!

! % !& ! % ! !"

! & !

!

%

&□ !□

! & !

" %

!! " ! & !

" & □ " ! " □! " □

&&% □%

! & !

!! !

! ! " !! □!

! & !

% " □

" " ! □&% !

% " □

!! □!

% " □

% □%

"



!! !% !! "

" "" ! !! □!

% " □ !

!! □! "□

!!!

!

!

! !

! !

& " "

"

! !

! " " ! ! " ! !
! " " !

" "

! "

"

□ □

&"! %

& □

& □"

! ! !

"



!!

!! !

"

" "& !

"

" "& !

!!

!!

"

% &%

"

! %

!

!

!

% ! %

! ! &

!! !
! & ! " ! "
" "&!
" "&!

!! &

"

!! & % !! !%
!! " "

"

!! & !"
!! " "

!

" □ "

!!!

& !

!!

!! !

" !

" !

!! " " "

! ! "

! !

" !

!! " " "

! ! "

!



! " !
! ! " " "
! ! "

!
! !
! ! " !
! ! & !

"
! !
! ! " " ! ! &
! ! ! "

! ! ! ! !
! ! ! " ! & %

"

!

" !

! ! &

" "

! ! "

!

!

" !

! ! &

" "

! ! "

,

!

%

! &

2022 5 5

2022 7 29

2022 9 30

2022 02 3010

"

14,421

"

! ! ! !

! □"

! ! GI HB

! □"

! ! !

2022 9 16

2022 0102 9095
15,840,528.33

2022 10 27


[2022] 0102 9095
10,323,409.50 2022 0102 9095 /

2022 0102 9095

3,645.48

4.15%

!



□
□

□

!

!

! □

2.28%

2018	2019	13,456.08
		842.2
	1,157.8	2,000

2021 12 29

11

36,454,832.47

11

4.15%

!

"

! !"

%

&

!

!

"

!

! !"

"

1

9. &% "

!

"

20%

"

"

" %

! ! %

"

!

! ! %

"

! ! %

1

9. &% "

!

"

!

" %

20% "

"

!! %

"

!

!! %

"

!! %

!

!

"

!! % "

"

! ! ! "

2022/11/9	300311 2022	
2022/11/9	1 6	
2022/11/9	2000	
2022/11/9	2.3	
2022/11/8	4000	
2022/11/7		
2022/11/1	2022 10 31 64,163	
2022/10/29	2133	
2022/10/28	142.85%	
2022/10/28	2034.69	

	142.85%		
2022/10/28	(300311. SZ) 142.85%	2034.69	
2022/10/28	2022	-2134	
2022/10/28	(300311. SZ)	2133.63	
2022/10/25			
2022/10/25	(300311. SZ)		
2022/10/25	10 29	2022	2022
2022/10/20	56		

2022/9/2	2022 8 31 64,046	
2022/8/31	97	
2022/8/30	8 30 40.65	
2022/8/30	92	
2022/8/30		
2022/8/30	3	
2022/8/29	4168.32	
2022/8/29	300311.SZ 45.82% 4168.32	
2022/8/29	300311.SZ 45.82% 4168.32	
2022/8/29	124.51%	
2022/8/29	90 3	
2022/8/26	79	
2022/8/25		
2022/8/24	77	
2022/8/23	277	
2022/8/23	59	
2022/8/19	83	
2022/8/18	80 3	
2022/8/18	12 5%	
2022/8/16	76 3	
2022/8/16	9 5%	
2022/8/15	70	
2022/8/15	57	
2022/8/12	300311.SZ	
2022/8/12	50 3	
2022/8/12	4 5%	
2022/8/11	11 5%	
2022/8/11	20	
2022/8/4		Wind

! ! ! "

(本页于正立、法)

住友网络技术服务股份有限公司



发行人董事长声明

本人作为任子行网络科技股份有限公司董事长，就任子行网络科技股份有限公司（以下简称“任子行”）2024年半年度报告作出如下声明：

一、本人作为任子行网络科技股份有限公司董事长，对任子行2024年半年度报告的编制和披露负有重要责任。本人保证任子行2024年半年度报告的内容真实、准确、完整，不存在虚假记载、误导性陈述或者重大遗漏。本人保证任子行2024年半年度报告不存在任何虚假记载、误导性陈述或者重大遗漏，不存在任何虚假记载、误导性陈述或者重大遗漏，不存在任何虚假记载、误导性陈述或者重大遗漏。

二、本人作为任子行网络科技股份有限公司董事长，对任子行2024年半年度报告的编制和披露负有重要责任。本人保证任子行2024年半年度报告的内容真实、准确、完整，不存在虚假记载、误导性陈述或者重大遗漏。本人保证任子行2024年半年度报告不存在任何虚假记载、误导性陈述或者重大遗漏，不存在任何虚假记载、误导性陈述或者重大遗漏，不存在任何虚假记载、误导性陈述或者重大遗漏。




保荐机构董事长声明

本人作为任子行网络技术股份有限公司保荐机构西部证券股份有限公司的

的**全部**内容**了**

认**本公司按照勤勉尽责原则履行核查程序**，审核问询函回复报告不存在虚假记载、误导性陈述或者重大遗漏，并对上述文件的真实性、准确性、完整性承担相应法律责任。”

保荐机构董事长：



徐朝晖

